

ЗИМНЯЯ АКЦИЯ

БУДЬ ГОТОВ К НОВОМУ СЕЗОНУ.



ОРИГИНАЛЬНЫЕ ЗАПЧАСТИ И НАБОРЫ ЗАПЧАСТЕЙ BOMAG

ЦЕНОВОЕ ПРЕДЛОЖЕНИЕ В СИЛЕ

С 01/12/2020 ПО 31/03/2021

ЗАКАЖИ СЕЙЧАС И ПОЛУЧИ
МАКСИМАЛЬНУЮ ВЫГОДУ



BOMAG
FAYAT GROUP



ОРИГИНАЛЬНЫЕ НАБОРЫ ЗАПЧАСТЕЙ BOMAG СОХРАНИТЕ ВАШИ ДЕНЬГИ.



ОРИГИНАЛ



НАДЕЖНОСТЬ



ЭКОНОМИЯ



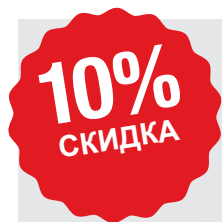
УДОБСТВО



КОМПЛЕКТЫ



ГАРАНТИЯ НА ВСЕ



77088300 - 1.000h Service Kit BM1x00/35

SW1 – 1000H SERVICE KIT

MACHINE	SERIAL NUMBER	SW1 - 1000H SERVICE KIT
BM 500/15	101 882 00 1001 - 101 882 00 9999	770 882 03
	101 882 01 1001 - 101 882 01 9999	770 882 03
	101 882 02 1001 - 101 882 02 9999	770 882 04
	101 882 03 1001 - 101 882 03 9999	770 882 03
	101 882 04 1001 - 101 882 04 9999	770 882 04
	101 882 05 1001 - 101 882 05 9999	770 882 05
	101 882 06 1001 - 101 882 06 9999	770 882 04
	101 882 07 1001 - 101 882 07 9999	770 882 09
	101 882 08 1001 - 101 882 08 1024	770 882 05
	101 882 08 1025 - 101 882 08 9999	770 882 08
BM 600/15	101 882 10 1001 - 101 882 10 9999	770 882 03
	101 882 11 1001 - 101 882 11 9999	770 882 03
	101 882 12 1001 - 101 882 12 9999	770 882 04
	101 882 13 1001 - 101 882 13 9999	770 882 03
	101 882 14 1001 - 101 882 14 9999	770 882 04
	101 882 15 1001 - 101 882 15 9999	770 882 05
	101 882 16 1001 - 101 882 16 9999	770 882 04
	101 882 17 1001 - 101 882 17 9999	770 882 09
	101 882 18 1001 - 101 882 18 1024	770 882 05
	101 882 18 1025 - 101 882 18 9999	770 882 08

MACHINE	SERIAL NUMBER	SW1 - 1000H SERVICE KIT
BM 1000/30	821 836 10 1001 - 821 836 10 9999	770 836 10
	821 836 17 1001 - 821 836 17 9999	770 836 18
	821 836 34 1001 - 821 836 34 9999	770 836 18
	821 836 36 1001 - 821 836 36 9999	770 836 18
	821 836 55 1001 - 821 836 55 9999	770 836 57
BM 1000/35	101 883 00 1001 - 101 883 00 9999	770 883 00
	101 883 03 1001 - 101 883 03 9999	770 883 03
	101 883 06 1001 - 101 883 06 9999	770 883 00
	101 883 12 1001 - 101 883 12 9999	770 883 00
	101 883 15 1001 - 101 883 15 9999	770 883 03
	101 883 18 1001 - 101 883 18 9999	770 883 18
	101 883 21 1001 - 101 883 21 9999	770 883 00
	101 883 24 1001 - 101 883 24 9999	770 883 03
BM 1200/30	821 836 14 1001 - 821 836 14 9999	770 836 10
	821 836 19 1001 - 821 836 19 9999	770 836 18
	821 836 35 1001 - 821 836 35 9999	770 836 18
	821 836 37 1001 - 821 836 37 9999	770 836 18
	821 836 53 1001 - 821 836 53 9999	770 836 54
	821 836 56 1001 - 821 836 56 9999	77083657
BM 1200/35	101 883 01 1001 - 101 883 01 9999	770 883 00
	101 883 04 1001 - 101 883 04 9999	770 883 03
	101 883 07 1001 - 101 883 07 9999	770 883 00
	101 883 13 1001 - 101 883 13 9999	770 883 00
	101 883 19 1001 - 101 883 19 9999	770 883 18
	101 883 22 1001 - 101 883 22 9999	770 883 00
	101 883 25 1001 - 101 883 25 9999	770 883 03
BM 1300/30	821 836 11 1001 - 821 836 11 9999	770 836 10
	821 836 18 1001 - 821 836 18 9999	770 836 18
	821 836 30 1001 - 821 836 30 9999	770 836 18
	821 836 32 0001 - 821 836 32 9999	770 836 18
	821 836 52 1001 - 821 836 52 9999	770 836 54
	821 836 54 1001 - 821 836 54 9999	770 836 54
	821 836 57 1001 - 821 836 57 9999	770 836 57

MACHINE	SERIAL NUMBER	SW1 - 1000H SERVICE KIT
BM 1300/35	101 883 02 1001 - 101 883 02 9999	770 883 00
	101 883 05 1001 - 101 883 05 9999	770 883 03
	101 883 08 1001 - 101 883 08 9999	770 883 00
	101 883 14 1001 - 101 883 14 9999	770 883 00
	101 883 17 1001 - 101 883 17 9999	770 883 03
	101 883 20 1001 - 101 883 20 9999	770 883 18
	101 883 23 1001 - 101 883 23 9999	770 883 00
	101 883 26 1001 - 101 883 26 9999	770 883 03
BM 2000/60	821 836 16 1001 - 821 836 16 9999	770 836 21(*)
	821 836 26 1001 - 821 836 26 9999	770 836 21(*)
	821 836 31 1001 - 821 836 31 9999	770 836 21(*)
	821 836 58 1001 - 821 836 58 9999	770 836 59
	821 884 12 1001 - 821 884 12 9999	770 836 26(*)
BM 2000/75	101 888 00 1001 - 101 888 00 9999	770 888 00
	101 888 03 1001 - 101 888 03 9999	770 888 00
BM 2200/60	821 836 59 1001 - 821 836 59 9999	770 836 59
BM 2200/75	101 888 01 1001 - 101 888 01 9999	770 888 00
	101 888 04 1001 - 101 888 04 9999	770 888 00

(*) Just for machines with water separator on fuel prefilter, otherwise please order 770 836 20.



10%
СКИДКА

77583620 - 500h Service Kit BM2000/60


SW6 - 500H OIL SERVICE KIT

MACHINE	SERIAL NUMBER	SW6 - 500H OIL SERVICE KIT
BM 500/15	101 882 00 1001 - 101 882 00 9999	775 882 03
	101 882 01 1001 - 101 882 01 9999	775 882 03
	101 882 02 1001 - 101 882 02 9999	775 882 04
	101 882 03 1001 - 101 882 03 9999	775 882 03
	101 882 04 1001 - 101 882 04 9999	775 882 04
	101 882 05 1001 - 101 882 05 9999	775 882 05
	101 882 06 1001 - 101 882 06 9999	775 882 04
	101 882 07 1001 - 101 882 07 9999	775 882 05
	101 882 08 1001 - 101 882 08 1024	775 882 05
	101 882 08 1025 - 101 882 08 9999	775 882 05
BM 600/15	101 882 10 1001 - 101 882 10 9999	775 882 03
	101 882 11 1001 - 101 882 11 9999	775 882 03
	101 882 12 1001 - 101 882 12 9999	775 882 04
	101 882 13 1001 - 101 882 13 9999	775 882 03
	101 882 14 1001 - 101 882 14 9999	775 882 04
	101 882 15 1001 - 101 882 15 9999	775 882 05
	101 882 16 1001 - 101 882 16 9999	775 882 04
	101 882 17 1001 - 101 882 17 9999	775 882 05
	101 882 18 1001 - 101 882 18 1024	775 882 05
	101 882 18 1025 - 101 882 18 9999	775 882 05

SERVICE KITS - SW6.

MACHINE	SERIAL NUMBER	SW6 - 500H OIL SERVICE KIT
BM 1000/30	821 836 10 1001 - 821 836 10 9999	775 836 10
	821 836 17 1001 - 821 836 17 9999	775 836 18
	821 836 34 1001 - 821 836 34 9999	775 836 18
	821 836 36 1001 - 821 836 36 9999	775 836 18
	821 836 55 1001 - 821 836 55 9999	775 836 57
BM 1000/35	101 883 00 1001 - 101 883 00 9999	775 883 00
	101 883 03 1001 - 101 883 03 9999	775 883 03
	101 883 06 1001 - 101 883 06 9999	775 883 00
	101 883 12 1001 - 101 883 12 9999	775 883 00
	101 883 15 1001 - 101 883 15 9999	775 883 03
	101 883 18 1001 - 101 883 18 9999	775 883 00
	101 883 21 1001 - 101 883 21 9999	775 883 00
	101 883 24 1001 - 101 883 24 9999	775 883 03
BM 1200/30	821 836 14 1001 - 821 836 14 9999	775 836 10
	821 836 19 1001 - 821 836 19 9999	775 836 18
	821 836 35 1001 - 821 836 35 9999	775 836 18
	821 836 37 1001 - 821 836 37 9999	775 836 18
	821 836 53 1001 - 821 836 53 9999	775 836 54
	821 836 56 1001 - 821 836 56 9999	775 836 57
BM 1200/35	101 883 01 1001 - 101 883 01 9999	775 883 00
	101 883 04 1001 - 101 883 04 9999	775 883 03
	101 883 07 1001 - 101 883 07 9999	775 883 00
	101 883 13 1001 - 101 883 13 9999	775 883 00
	101 883 19 1001 - 101 883 19 9999	775 883 00
	101 883 22 1001 - 101 883 22 9999	775 883 00
	101 883 25 1001 - 101 883 25 9999	775 883 03
BM 1300/30	821 836 11 1001 - 821 836 11 9999	775 836 10
	821 836 18 1001 - 821 836 18 9999	775 836 18
	821 836 30 1001 - 821 836 30 9999	775 836 18
	821 836 32 0001 - 821 836 32 9999	775 836 18
	821 836 52 1001 - 821 836 52 9999	775 836 54
	821 836 54 1001 - 821 836 54 9999	775 836 54
	821 836 57 1001 - 821 836 57 9999	775 836 57





MACHINE	SERIAL NUMBER	SW6 - 500H OIL SERVICE KIT
BM 1300/35	101 883 02 1001 - 101 883 02 9999	775 883 00
	101 883 05 1001 - 101 883 05 9999	775 883 03
	101 883 08 1001 - 101 883 08 9999	775 883 00
	101 883 14 1001 - 101 883 14 9999	775 883 00
	101 883 17 1001 - 101 883 17 9999	775 883 03
	101 883 20 1001 - 101 883 20 9999	775 883 00
	101 883 23 1001 - 101 883 23 9999	775 883 00
	101 883 26 1001 - 101 883 26 9999	775 883 03
BM 2000/60	821 836 16 1001 - 821 836 16 9999	775 590 06(*)
	821 836 26 1001 - 821 836 26 9999	775 590 06(*)
	821 836 31 1001 - 821 836 31 9999	775 590 06(*)
	821 836 58 1001 - 821 836 58 9999	775 836 58
	821 884 12 1001 - 821 884 12 9999	775 590 06(*)
BM 2000/75	101 888 00 1001 - 101 888 00 9999	775 888 00
	101 888 03 1001 - 101 888 03 9999	775 888 00
BM 2200/60	821 836 59 1001 - 821 836 59 9999	775 836 58
BM 2200/75	101 888 01 1001 - 101 888 01 9999	775 888 00
	101 888 04 1001 - 101 888 04 9999	775 888 00

(*) Just for machines with water separator on fuel prefilter, otherwise please order 770 836 20.

ОРИГИНАЛЬНЫЕ ЗАПЧАСТИ И НАБОРЫ ЗАПЧАСТЕЙ ДЛЯ ДОРОЖНЫХ ФРЕЗ BOMAG
CUTTING TOOLS.



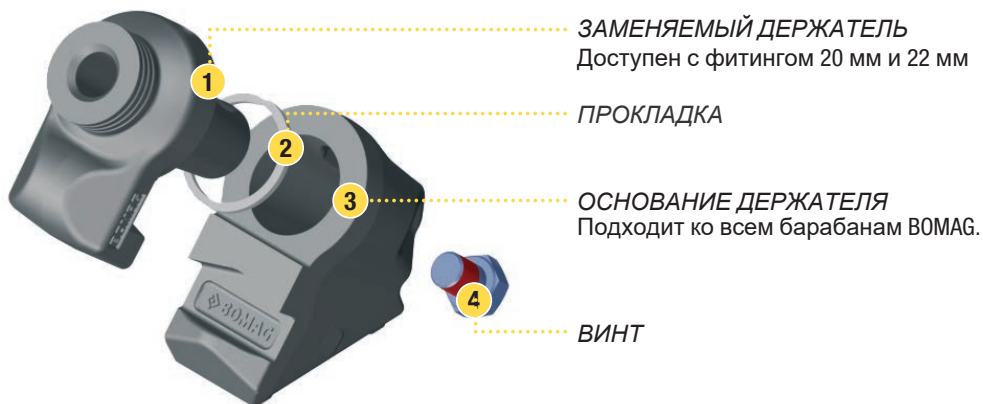
BOMAG CUTTING TOOL	COMPARABLE WIRTGEN PICK
BMT 4G	W4-G/20
BMT 5G	W5-G/20
BMT 6	W6/20
BMT 7	W6L/20
BMT 8	W8/20

РЕЗЦЫ ДЛЯ АСФАЛТА

TYPE	P/N BOX (50 PCS.)	P/N PALLET (3.200 PCS.)	BM 500/15 BM 600/15		BM 1X00/30 BM 1X00/35		BM 2X00/60 BM 2X00/75	
			SOFT ASPHALT	HARD ASPHALT	SOFT ASPHALT	HARD ASPHALT	SOFT ASPHALT	HARD ASPHALT
BMT 4G	300 262 04C 50	300 262 04C 320 0	••	•				
BMT 5G	300 262 05C 50	300 262 05C 320 0	•	••	•			
BMT 6	300 262 06C 50	300 262 05C 320 0			••	••	•	
BMT 7	300 262 07C 50	300 262 07C 320 0					••	•
BMT 8	300 262 08C 50	300 262 08C 320 0					•	••

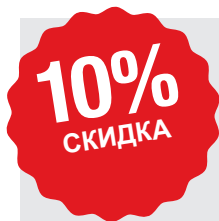
РЕЗЦЫ ДЛЯ БЕТОНА

TYPE	P/N BOX (50 PCS.)	P/N PALLET (3.200 PCS.)	COMPARABLE WIRTGEN PICK	BM 500 BM 600	BM 1X00/30 BM 1X00/35	BM 2X00/60 BM 2X00/75
BMT 10G	300 262 04C 50	300 262 04C 320 0	W4-G/20	•		
BMT 13G	300 262 05C 50	300 262 05C 320 0	W5-G/20		•	•



BMS 15L ДЕРЖАТЕЛЬ

P/N	SPECIFICATION	INCLUDES
850 010 92	Kit, replacement tool adapters standard, BMS15L	8x changeable holders, fastening kit
850 010 93	Kit, replacement tool adapters standard, BMS15L, 4mm shorter	8x changeable holders 4mm shorter, fastening kit
850 010 94	Kit, replacement tool adapters standard, BMS15L, 8mm shorter	8x changeable holders 8mm shorter, fastening kit
850 010 95	Kit, holder system, BMS15L	44x changeable holders, 4x base holders, fastening kit



wear protection

P/N	SPECIFICATION	INCLUDES
883 011 37	Wear protection 0.980 mm, kit	Consists of 6 wear plates for milling drums with diameter 0.980 mm (3 x right and 3 x left side)
883 011 38	Wear protection 1.020 mm, kit	Consists of 6 wear plates for milling drums with diameter 1.020 mm (3 x right and 3 x left side)
883 011 39	Wear protection 1.070 mm, kit	Consists of 6 wear plates for milling drums with diameter 1.070 mm (3 x right and 3 x left side)
883 011 40	Wear protection 1.140 mm, kit	Consists of 6 wear plates for milling drums with diameter 1.140 mm (3 x right and 3 x left side)



10%
СКИДКА

883 010 31 - Scraper, Kit BM1000/35

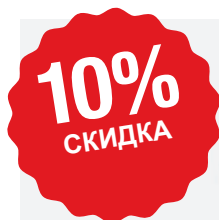
MACHINE	SERIAL NUMBER	MILLING WIDTH	P/N
BM 500/15	101 882 00 1001 - 101 882 00 9999	500mm	882 010 27
	101 882 01 1001 - 101 882 01 9999		
	101 882 02 1001 - 101 882 02 9999		
	101 882 03 1001 - 101 882 03 9999		
	101 882 04 1001 - 101 882 04 9999		
	101 882 05 1001 - 101 882 05 9999		
	101 882 06 1001 - 101 882 06 9999		
	101 882 07 1001 - 101 882 07 9999		
	101 882 08 1001 - 101 882 08 9999		
BM 600/15	101 882 10 1001 - 101 882 10 9999	600mm	882 010 28
	101 882 11 1001 - 101 882 11 9999		
	101 882 12 1001 - 101 882 12 9999		
	101 882 13 1001 - 101 882 13 9999		
	101 882 14 1001 - 101 882 14 9999		
	101 882 15 1001 - 101 882 15 9999		
	101 882 16 1001 - 101 882 16 9999		
	101 882 17 1001 - 101 882 17 9999		
	101 882 18 1001 - 101 882 18 9999		

MACHINE	SERIAL NUMBER	MILLING WIDTH	P/N
BM 1000/30	821 836 10 1001 - 821 836 10 9999	1.000mm	836 011 45
	821 836 17 1001 - 821 836 17 9999		
	821 836 34 1001 - 821 836 34 9999		
	821 836 36 1001 - 821 836 36 9999		
	821 836 55 1001 - 821 836 55 9999	1.000mm	
BM 1000/35	101 883 00 1001 - 101 883 00 9999	1.000mm	883 010 31
	101 883 03 1001 - 101 883 03 9999		
	101 883 06 1001 - 101 883 06 9999		
	101 883 12 1001 - 101 883 12 9999		
	101 883 15 1001 - 101 883 15 9999		
	101 883 18 1001 - 101 883 18 9999		
	101 883 21 1001 - 101 883 21 9999		
	101 883 24 1001 - 101 883 24 9999		
BM 1200/30	821 836 14 1001 - 821 836 14 9999	1.200mm	836 011 45
	821 836 19 1001 - 821 836 19 9999		
	821 836 35 1001 - 821 836 35 9999		
	821 836 37 1001 - 821 836 37 9999	1.200mm	
	821 836 53 1001 - 821 836 53 9999		
	821 836 56 1001 - 821 836 56 9999		
BM 1200/35	101 883 01 1001 - 101 883 01 9999	1.300mm	883 011 01
	101 883 04 1001 - 101 883 04 9999		
	101 883 07 1001 - 101 883 07 9999		
	101 883 13 1001 - 101 883 13 9999		
	101 883 19 1001 - 101 883 19 9999		
	101 883 22 1001 - 101 883 22 9999		
	101 883 25 1001 - 101 883 25 9999		
BM 1300/30	821 836 11 1001 - 821 836 11 9999	1.300mm	836 011 45
	821 836 18 1001 - 821 836 18 9999		
	821 836 30 1001 - 821 836 30 9999		
	821 836 32 0001 - 821 836 32 9999	1.300mm	
	821 836 52 1001 - 821 836 52 9999		
	821 836 54 1001 - 821 836 54 9999		
	821 836 57 1001 - 821 836 57 9999		



MACHINE	SERIAL NUMBER	MILLING WIDTH	P/N
BM 1300/35	101 883 02 1001 - 101 883 02 9999	1.300mm	883 012 18
	101 883 05 1001 - 101 883 05 9999		
	101 883 08 1001 - 101 883 08 9999		
	101 883 14 1001 - 101 883 14 9999		
	101 883 17 1001 - 101 883 17 9999		
	101 883 20 1001 - 101 883 20 9999		
	101 883 23 1001 - 101 883 23 9999		
BM 2000/60	821 836 16 1001 - 821 836 16 9999	2.000mm	836 010 81
	821 836 26 1001 - 821 836 26 9999		
	821 836 31 1001 - 821 836 31 9999		
	821 836 58 1001 - 821 836 58 9999	2.000mm	888 010 96
	821 884 12 1001 - 821 884 12 9999	2.000mm	836 010 81
BM 2000/75	101 888 00 1001 - 101 888 00 9999	2.000mm	888 010 96
	101 888 03 1001 - 101 888 03 9999		
BM 2200/60	821 836 59 1001 - 821 836 59 9999	2.200mm	888 010 97
BM 2200/75	101 888 01 1001 - 101 888 01 9999	2.200mm	888 010 97
	101 888 04 1001 - 101 888 04 9999		





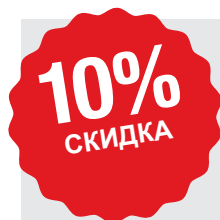
883 010 32 - Wear protection downholder, Kit

MACHINE	SERIAL NUMBER	P/N WEAR PROTECTION DOWNHOLDER, KIT
BM 1000/30	821 836 10 1001 - 821 836 10 9999	836 011 07
	821 836 17 1001 - 821 836 17 9999	
	821 836 34 1001 - 821 836 34 9999	
	821 836 36 1001 - 821 836 36 9999	
	821 836 55 1001 - 821 836 55 9999	
BM 1000/35	101 883 00 1001 - 101 883 00 9999	883 010 32
	101 883 03 1001 - 101 883 03 9999	
	101 883 06 1001 - 101 883 06 9999	
	101 883 12 1001 - 101 883 12 9999	
	101 883 15 1001 - 101 883 15 9999	
	101 883 18 1001 - 101 883 18 9999	
	101 883 21 1001 - 101 883 21 9999	
	101 883 24 1001 - 101 883 24 9999	
BM 1200/30	821 836 14 1001 - 821 836 14 9999	836 011 07
	821 836 19 1001 - 821 836 19 9999	
	821 836 35 1001 - 821 836 35 9999	
	821 836 37 1001 - 821 836 37 9999	
	821 836 53 1001 - 821 836 53 9999	
	821 836 56 1001 - 821 836 56 9999	



MACHINE	SERIAL NUMBER	P/N WEAR PROTECTION DOWNHOLDER, KIT
BM 1200/35	101 883 01 1001 - 101 883 01 9999	883 010 32
	101 883 04 1001 - 101 883 04 9999	
	101 883 07 1001 - 101 883 07 9999	
	101 883 13 1001 - 101 883 13 9999	
	101 883 19 1001 - 101 883 19 9999	
	101 883 22 1001 - 101 883 22 9999	
BM 1300/30	101 883 25 1001 - 101 883 25 9999	836 011 07
	821 836 11 1001 - 821 836 11 9999	
	821 836 18 1001 - 821 836 18 9999	
	821 836 30 1001 - 821 836 30 9999	
	821 836 32 0001 - 821 836 32 9999	
	821 836 52 1001 - 821 836 52 9999	
BM 1300/35	821 836 54 1001 - 821 836 54 9999	883 010 32
	821 836 57 1001 - 821 836 57 9999	
	101 883 02 1001 - 101 883 02 9999	
	101 883 05 1001 - 101 883 05 9999	
	101 883 08 1001 - 101 883 08 9999	
	101 883 14 1001 - 101 883 14 9999	
	101 883 17 1001 - 101 883 17 9999	
	101 883 20 1001 - 101 883 20 9999	
BM 2000/60	101 883 23 1001 - 101 883 23 9999	836 010 38
	101 883 26 1001 - 101 883 26 9999	
	821 836 16 1001 - 821 836 16 9999	
	821 836 26 1001 - 821 836 26 9999	
	821 836 31 1001 - 821 836 31 9999	
BM 2000/75	821 836 58 1001 - 821 836 58 9999	888 010 98
	821 884 12 1001 - 821 884 12 9999	836 010 38
BM 2200/60	101 888 00 1001 - 101 888 00 9999	888 010 98
	101 888 03 1001 - 101 888 03 9999	
BM 2200/75	821 836 59 1001 - 821 836 59 9999	888 010 99
	101 888 01 1001 - 101 888 01 9999	888 010 99
101 888 04 1001 - 101 888 04 9999		

WEAR PROTECTION SIDESHIELD.


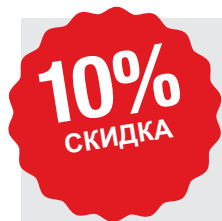


883 010 42 - Wear protection side shield kit

MACHINE	SERIAL NUMBER	P/N WEAR PROTECTION SEGMENTS SIDE SHIELD KIT
BM 1000/30	821 836 10 1001 - 821 836 10 9999	836 011 46
	821 836 17 1001 - 821 836 17 9999	
	821 836 34 1001 - 821 836 34 9999	
	821 836 36 1001 - 821 836 36 9999	
	821 836 55 1001 - 821 836 55 9999	
BM 1000/35	101 883 00 1001 - 101 883 00 9999	883 010 42
	101 883 03 1001 - 101 883 03 9999	
	101 883 06 1001 - 101 883 06 9999	
	101 883 12 1001 - 101 883 12 9999	
	101 883 15 1001 - 101 883 15 9999	
	101 883 18 1001 - 101 883 18 9999	
	101 883 21 1001 - 101 883 21 9999	
	101 883 24 1001 - 101 883 24 9999	
BM 1200/30	821 836 14 1001 - 821 836 14 9999	836 011 46
	821 836 19 1001 - 821 836 19 9999	
	821 836 35 1001 - 821 836 35 9999	836 011 08
	821 836 37 1001 - 821 836 37 9999	
	821 836 53 1001 - 821 836 53 9999	
	821 836 56 1001 - 821 836 56 9999	

MACHINE	SERIAL NUMBER	P/N WEAR PROTECTION SEGMENTS SIDE SHIELD KIT
BM 1200/35	101 883 01 1001 - 101 883 01 9999	883 010 42
	101 883 04 1001 - 101 883 04 9999	
	101 883 07 1001 - 101 883 07 9999	
	101 883 13 1001 - 101 883 13 9999	
	101 883 19 1001 - 101 883 19 9999	
	101 883 22 1001 - 101 883 22 9999	
BM 1300/30	101 883 25 1001 - 101 883 25 9999	836 011 46
	821 836 11 1001 - 821 836 11 9999	
	821 836 18 1001 - 821 836 18 9999	
	821 836 30 1001 - 821 836 30 9999	
	821 836 32 0001 - 821 836 32 9999	
	821 836 52 1001 - 821 836 52 9999	
	821 836 54 1001 - 821 836 54 9999	
821 836 57 1001 - 821 836 57 9999		
BM 1300/35	821 836 30 1001 - 821 836 30 9999	836 011 08
	821 836 32 0001 - 821 836 32 9999	836 011 08
	821 836 52 1001 - 821 836 52 9999	836 011 08
	821 836 54 1001 - 821 836 54 9999	836 011 08
	821 836 57 1001 - 821 836 57 9999	836 011 08
	101 883 02 1001 - 101 883 02 9999	883 010 42
	101 883 05 1001 - 101 883 05 9999	
	101 883 08 1001 - 101 883 08 9999	
101 883 14 1001 - 101 883 14 9999		
101 883 17 1001 - 101 883 17 9999		
101 883 20 1001 - 101 883 20 9999		
101 883 23 1001 - 101 883 23 9999		
101 883 26 1001 - 101 883 26 9999		
BM 2000/60	821 836 16 1001 - 821 836 16 9999	836 011 05
	821 836 26 1001 - 821 836 26 9999	836 012 76
	821 836 31 1001 - 821 836 31 9999	888 011 00
	821 836 58 1001 - 821 836 58 9999	836 012 76
	821 884 12 1001 - 821 884 12 9999	
BM 2000/75	101 888 00 1001 - 101 888 00 9999	888 011 00
	101 888 03 1001 - 101 888 03 9999	
BM 2200/60	821 836 59 1001 - 821 836 59 9999	888 011 00
BM 2200/75	101 888 01 1001 - 101 888 01 9999	888 011 00
	101 888 04 1001 - 101 888 04 9999	

SPRAYING NOZZLES, KIT.



882 010 32 - Spraying nozzles, Kit BMx00/15

MACHINE	SERIAL NUMBER	P/N	SPECIFICATION
BM 500/15	101 882 00 1001 - 101 882 00 9999	882 010 32	Kit includes 10 spraying nozzles incl. fastening material.
	101 882 01 1001 - 101 882 01 9999		
	101 882 02 1001 - 101 882 02 9999		
	101 882 03 1001 - 101 882 03 9999		
	101 882 04 1001 - 101 882 04 9999		
	101 882 05 1001 - 101 882 05 9999		
	101 882 06 1001 - 101 882 06 9999		
	101 882 07 1001 - 101 882 07 9999		
	101 882 08 1001 - 101 882 08 9999		
BM 600/15	101 882 10 1001 - 101 882 10 9999	882 010 32	Kit includes 10 spraying nozzles incl. fastening material.
	101 882 11 1001 - 101 882 11 9999		
	101 882 12 1001 - 101 882 12 9999		
	101 882 13 1001 - 101 882 13 9999		
	101 882 14 1001 - 101 882 14 9999		
	101 882 15 1001 - 101 882 15 9999		
	101 882 16 1001 - 101 882 16 9999		
	101 882 17 1001 - 101 882 17 9999		
	101 882 18 1001 - 101 882 18 9999		



MACHINE	SERIAL NUMBER	P/N	SPECIFICATION
BM 1000/30	821 836 10 1001 - 821 836 10 9999	836 011 11	Kit includes 25 spraying nozzles incl. fastening material.
	821 836 17 1001 - 821 836 17 9999		
	821 836 34 1001 - 821 836 34 9999		
	821 836 36 1001 - 821 836 36 9999		
	821 836 55 1001 - 821 836 55 9999		
BM 1000/35	101 883 00 1001 - 101 883 00 9999	883 010 45	Kit includes 12 spraying nozzles incl. fastening material.
	101 883 03 1001 - 101 883 03 9999		
	101 883 06 1001 - 101 883 06 9999		
	101 883 12 1001 - 101 883 12 9999		
	101 883 15 1001 - 101 883 15 9999		
	101 883 18 1001 - 101 883 18 9999		
	101 883 21 1001 - 101 883 21 9999		
101 883 24 1001 - 101 883 24 9999			
BM 1200/30	821 836 14 1001 - 821 836 14 9999	836 011 11	Kit includes 25 spraying nozzles incl. fastening material.
	821 836 19 1001 - 821 836 19 9999		
	821 836 35 1001 - 821 836 35 9999		
	821 836 37 1001 - 821 836 37 9999		
	821 836 53 1001 - 821 836 53 9999		
821 836 56 1001 - 821 836 56 9999			
BM 1200/35	101 883 01 1001 - 101 883 01 9999	883 010 45	Kit includes 12 spraying nozzles incl. fastening material.
	101 883 04 1001 - 101 883 04 9999		
	101 883 07 1001 - 101 883 07 9999		
	101 883 13 1001 - 101 883 13 9999		
	101 883 19 1001 - 101 883 19 9999		
	101 883 22 1001 - 101 883 22 9999		
	101 883 25 1001 - 101 883 25 9999		
BM 1300/30	821 836 11 1001 - 821 836 11 9999	836 011 11	Kit includes 25 spraying nozzles incl. fastening material.
	821 836 18 1001 - 821 836 18 9999		
	821 836 30 1001 - 821 836 30 9999		
	821 836 32 0001 - 821 836 32 9999		
	821 836 52 1001 - 821 836 52 9999		
	821 836 54 1001 - 821 836 54 9999		
	821 836 57 1001 - 821 836 57 9999		

MACHINE	SERIAL NUMBER	P/N	SPECIFICATION
BM 1300/35	101 883 02 1001 - 101 883 02 9999	883 010 45	Kit includes 12 spraying nozzles incl. fastening material.
	101 883 05 1001 - 101 883 05 9999		
	101 883 08 1001 - 101 883 08 9999		
	101 883 14 1001 - 101 883 14 9999		
	101 883 17 1001 - 101 883 17 9999		
	101 883 20 1001 - 101 883 20 9999		
	101 883 23 1001 - 101 883 23 9999		
BM 2000/60	821 836 16 1001 - 821 836 16 9999	837 018 04	Kit includes 30 pcs. for milling drum housing and 5 pcs. for conveyor belt.
	821 836 26 1001 - 821 836 26 9999	837 018 04	
	821 836 31 1001 - 821 836 31 9999	836 010 83	
	821 836 58 1001 - 821 836 58 9999	837 018 04	
	821 884 12 1001 - 821 884 12 9999	836 010 83	
BM 2000/75	101 888 00 1001 - 101 888 00 9999	888 011 19	Kit includes 30 pcs. for milling drum housing and 3 pcs. for conveyor belt.
	101 888 03 1001 - 101 888 03 9999		
BM 2200/60	821 836 59 1001 - 821 836 59 9999	837 018 04	Kit includes 30 pcs. for milling drum housing and 5 pcs. for conveyor belt.
BM 2200/75	101 888 01 1001 - 101 888 01 9999	888 011 19	Kit includes 30 pcs. for milling drum housing and 3 pcs. for conveyor belt.
	101 888 04 1001 - 101 888 04 9999		



10%
СКИДКА

882 010 55


MACHINE	SERIAL NUMBER	P/N BELT TENSIONER, KIT
BM 500/15	101 882 00 1001 - 101 882 00 9999	882 010 55
	101 882 01 1001 - 101 882 01 9999	
	101 882 02 1001 - 101 882 02 9999	
	101 882 03 1001 - 101 882 03 9999	
	101 882 04 1001 - 101 882 04 9999	
	101 882 05 1001 - 101 882 05 9999	
	101 882 06 1001 - 101 882 06 9999	
	101 882 07 1001 - 101 882 07 9999	
BM 600/15	101 882 08 1001 - 101 882 08 9999	882 010 55
	101 882 10 1001 - 101 882 10 9999	
	101 882 11 1001 - 101 882 11 9999	
	101 882 12 1001 - 101 882 12 9999	
	101 882 13 1001 - 101 882 13 9999	
	101 882 14 1001 - 101 882 14 9999	
	101 882 15 1001 - 101 882 15 9999	
	101 882 16 1001 - 101 882 16 9999	
	101 882 17 1001 - 101 882 17 9999	
	101 882 18 1001 - 101 882 18 9999	

MACHINE	SERIAL NUMBER	P/N BELT TENSIONER, KIT
BM 1000/30	821 836 10 1001 - 821 836 10 9999	836 011 64
	821 836 17 1001 - 821 836 17 9999	
	821 836 34 1001 - 821 836 34 9999	
	821 836 36 1001 - 821 836 36 9999	
	821 836 55 1001 - 821 836 55 9999	
BM 1000/35	101 883 00 1001 - 101 883 00 9999	883 010 46
	101 883 03 1001 - 101 883 03 9999	
	101 883 06 1001 - 101 883 06 9999	
	101 883 12 1001 - 101 883 12 9999	
	101 883 15 1001 - 101 883 15 9999	
	101 883 18 1001 - 101 883 18 9999	
	101 883 21 1001 - 101 883 21 9999	
	101 883 24 1001 - 101 883 24 9999	
BM 1200/30	821 836 14 1001 - 821 836 14 9999	836 011 64
	821 836 19 1001 - 821 836 19 9999	
	821 836 35 1001 - 821 836 35 9999	
	821 836 37 1001 - 821 836 37 9999	
	821 836 53 1001 - 821 836 53 9999	
	821 836 56 1001 - 821 836 56 9999	
BM 1200/35	101 883 01 1001 - 101 883 01 9999	883 010 46
	101 883 04 1001 - 101 883 04 9999	
	101 883 07 1001 - 101 883 07 9999	
	101 883 13 1001 - 101 883 13 9999	
	101 883 19 1001 - 101 883 19 9999	
	101 883 22 1001 - 101 883 22 9999	
	101 883 25 1001 - 101 883 25 9999	
BM 1300/30	821 836 11 1001 - 821 836 11 9999	836 011 64
	821 836 18 1001 - 821 836 18 9999	
	821 836 30 1001 - 821 836 30 9999	
	821 836 32 0001 - 821 836 32 9999	
	821 836 52 1001 - 821 836 52 9999	
	821 836 54 1001 - 821 836 54 9999	
	821 836 57 1001 - 821 836 57 9999	



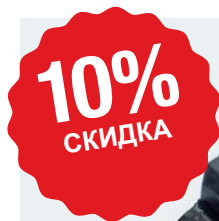
ОРИГИНАЛЬНЫЕ ЗАПЧАСТИ И НАБОРЫ ЗАПЧАСТЕЙ ДЛЯ
ДОРОЖНЫХ ФРЕЗ ВОМАГ
BELT TENSIONER, KIT.

10% СКИДКА



MACHINE	SERIAL NUMBER	P/N BELT TENSIONER, KIT
BM 1300/35	101 883 02 1001 - 101 883 02 9999	883 010 46
	101 883 05 1001 - 101 883 05 9999	
	101 883 08 1001 - 101 883 08 9999	
	101 883 14 1001 - 101 883 14 9999	
	101 883 17 1001 - 101 883 17 9999	
	101 883 20 1001 - 101 883 20 9999	
	101 883 23 1001 - 101 883 23 9999	
101 883 26 1001 - 101 883 26 9999		
BM 2000/60	821 836 16 1001 - 821 836 16 9999	836 011 67
	821 836 26 1001 - 821 836 26 9999	
	821 836 31 1001 - 821 836 31 9999	
	821 836 58 1001 - 821 836 58 9999	
	821 884 12 1001 - 821 884 12 9999	
BM 2000/75	101 888 00 1001 - 101 888 00 9999	888 011 14
	101 888 03 1001 - 101 888 03 9999	
BM 2200/60	821 836 59 1001 - 821 836 59 9999	836 011 67
BM 2200/75	101 888 01 1001 - 101 888 01 9999	888 011 14
	101 888 04 1001 - 101 888 04 9999	

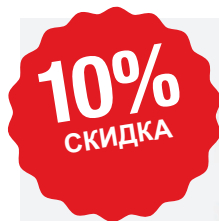
TRACK PADS.



MACHINE	SERIAL NUMBER	P/N TRACK PADS, KIT	SPECIFICATION
BM 1000/30	821 836 10 1001 - 821 836 10 9999	836 010 79	19 track pads for complete crawler track unit, incl. fastening material
	821 836 17 1001 - 821 836 17 9999		
	821 836 34 1001 - 821 836 34 9999		
	821 836 36 1001 - 821 836 36 9999		
	821 836 55 1001 - 821 836 55 9999	836 012 77	
BM 1000/35	101 883 00 1001 - 101 883 00 9999	883 010 58	21 track pads for complete crawler track unit, incl. fastening material
	101 883 03 1001 - 101 883 03 9999		
	101 883 06 1001 - 101 883 06 9999		
	101 883 12 1001 - 101 883 12 9999		
	101 883 15 1001 - 101 883 15 9999		
	101 883 18 1001 - 101 883 18 9999		
	101 883 21 1001 - 101 883 21 9999		
	101 883 24 1001 - 101 883 24 9999		
BM 1200/30	821 836 14 1001 - 821 836 14 9999	836 010 79	19 track pads for complete crawler track unit, incl. fastening material
	821 836 19 1001 - 821 836 19 9999		
	821 836 35 1001 - 821 836 35 9999		
	821 836 37 1001 - 821 836 37 9999		
	821 836 53 1001 - 821 836 53 9999	836 012 77	
	821 836 56 1001 - 821 836 56 9999		
BM 1200/35	101 883 01 1001 - 101 883 01 9999	883 010 58	21 track pads for complete crawler track unit, incl. fastening material
	101 883 04 1001 - 101 883 04 9999		

MACHINE	SERIAL NUMBER	P/N TRACK PADS, KIT	SPECIFICATION
BM 1200/35	101 883 07 1001 - 101 883 07 9999	883 010 58	<i>21 track pads for complete crawler track unit, incl. fastening material</i>
	101 883 13 1001 - 101 883 13 9999		
	101 883 19 1001 - 101 883 19 9999		
	101 883 22 1001 - 101 883 22 9999		
	101 883 25 1001 - 101 883 25 9999		
BM 1300/30	821 836 11 1001 - 821 836 11 9999	836 010 79	<i>19 track pads for complete crawler track unit, incl. fastening material</i>
	821 836 18 1001 - 821 836 18 9999		
	821 836 30 1001 - 821 836 30 9999		
	821 836 32 0001 - 821 836 32 9999		
	821 836 52 1001 - 821 836 52 9999	836 012 77	
	821 836 54 1001 - 821 836 54 9999		
	821 836 57 1001 - 821 836 57 9999		
BM 1300/35	101 883 02 1001 - 101 883 02 9999	883 010 58	<i>21 track pads for complete crawler track unit, incl. fastening material</i>
	101 883 05 1001 - 101 883 05 9999		
	101 883 08 1001 - 101 883 08 9999		
	101 883 14 1001 - 101 883 14 9999		
	101 883 17 1001 - 101 883 17 9999		
	101 883 20 1001 - 101 883 20 9999		
	101 883 23 1001 - 101 883 23 9999		
	101 883 26 1001 - 101 883 26 9999		
BM 2000/60	821 836 16 1001 - 821 836 16 9999	836 012 89	<i>23 track pads for complete crawler track unit, incl. fastening material</i>
	821 836 26 1001 - 821 836 26 9999	(Conversion Kit)*	
	821 836 31 1001 - 821 836 31 9999	836 012 90	
	821 836 58 1001 - 821 836 58 9999	(Rubber part)*	
	821 884 12 1001 - 821 884 12 9999	836 010 91**	
BM 2000/75	101 888 00 1001 - 101 888 00 9999	888 011 01	<i>25 track pads for complete crawler track unit, incl. fastening material</i>
	101 888 03 1001 - 101 888 03 9999		
BM 2200/60	821 836 59 1001 - 821 836 59 9999	836 012 89 (Conversion Kit)* 836 012 90 (Rubber part)* 836 010 91**	<i>23 track pads for complete crawler track unit, incl. fastening material</i>
BM 2200/75	101 888 01 1001 - 101 888 01 9999	888 011 01	<i>25 track pads for complete crawler track unit, incl. fastening material</i>
	101 888 04 1001 - 101 888 04 9999		

REPAIR KIT SWIVEL WHEEL.



882 010 40 - Repair kit swivel wheel BmX00/15



MACHINE	SERIAL NUMBER	P/N REPAIR KIT SWIVEL WHEEL
BM 500/15	101 882 00 1001 - 101 882 00 9999	882 010 40
	101 882 01 1001 - 101 882 01 9999	
	101 882 02 1001 - 101 882 02 9999	
	101 882 03 1001 - 101 882 03 9999	
	101 882 04 1001 - 101 882 04 9999	
	101 882 05 1001 - 101 882 05 9999	
	101 882 06 1001 - 101 882 06 9999	
	101 882 07 1001 - 101 882 07 9999	
	101 882 08 1001 - 101 882 08 9999	
BM 600/15	101 882 10 1001 - 101 882 10 9999	882 010 40
	101 882 11 1001 - 101 882 11 9999	
	101 882 12 1001 - 101 882 12 9999	
	101 882 13 1001 - 101 882 13 9999	
	101 882 14 1001 - 101 882 14 9999	
	101 882 15 1001 - 101 882 15 9999	
	101 882 16 1001 - 101 882 16 9999	
	101 882 17 1001 - 101 882 17 9999	
	101 882 18 1001 - 101 882 18 9999	

10%
СКИДКА

882 010 34 - Roller discharge belt metal



883 010 48 - Roller discharge belt rubber

MACHINE	SERIAL NUMBER	REQUIRED QUANTITY PER MACHINE	P/N ROLLER DISCHARGE BELT, KIT
BM 500/15	101 882 00 1001 - 101 882 00 9999	9x (long/foldable) 2x (short)	882 010 34 (metal)
	101 882 01 1001 - 101 882 01 9999		
	101 882 02 1001 - 101 882 02 9999		
	101 882 03 1001 - 101 882 03 9999		
	101 882 04 1001 - 101 882 04 9999		
	101 882 05 1001 - 101 882 05 9999		
	101 882 06 1001 - 101 882 06 9999		
	101 882 07 1001 - 101 882 07 9999		
	101 882 08 1001 - 101 882 08 9999		
BM 600/15	101 882 10 1001 - 101 882 10 9999	9x (long/foldable) 2x (short)	882 010 34 (metal)
	101 882 11 1001 - 101 882 11 9999		
	101 882 12 1001 - 101 882 12 9999		
	101 882 13 1001 - 101 882 13 9999		
	101 882 14 1001 - 101 882 14 9999		
	101 882 15 1001 - 101 882 15 9999		
	101 882 16 1001 - 101 882 16 9999		
	101 882 17 1001 - 101 882 17 9999		
	101 882 18 1001 - 101 882 18 9999		

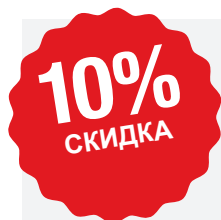
ROLLER DISCHARGE BELT, KIT.

MACHINE	SERIAL NUMBER	REQUIRED QUANTITY PER MACHINE	P/N ROLLER DISCHARGE BELT, KIT
BM 1000/30	821 836 10 1001 - 821 836 10 9999	7x 4x	836 011 29 (metal) 836 011 30 (rubber)
	821 836 17 1001 - 821 836 17 9999		
	821 836 34 1001 - 821 836 34 9999		
	821 836 36 1001 - 821 836 36 9999		
	821 836 55 1001 - 821 836 55 9999		
BM 1000/35	101 883 00 1001 - 101 883 00 9999	6x (long); 5x (short) 4x	883 010 47 (metal) 883 010 48 (rubber)
	101 883 03 1001 - 101 883 03 9999		
	101 883 06 1001 - 101 883 06 9999		
BM 1000/35	101 883 12 1001 - 101 883 12 9999	6x (long); 5x (short) 4x	883 010 47 (metal) 883 010 48 (rubber)
	101 883 15 1001 - 101 883 15 9999		
	101 883 18 1001 - 101 883 18 9999		
	101 883 21 1001 - 101 883 21 9999		
	101 883 24 1001 - 101 883 24 9999		
BM 1200/30	821 836 14 1001 - 821 836 14 9999	7x 4x	836 011 29 (metal) 836 011 30 (rubber)
	821 836 19 1001 - 821 836 19 9999		
	821 836 35 1001 - 821 836 35 9999		
	821 836 37 1001 - 821 836 37 9999		
	821 836 53 1001 - 821 836 53 9999		
	821 836 56 1001 - 821 836 56 9999		
BM 1200/35	101 883 01 1001 - 101 883 01 9999	6x (long); 5x (short) 4x	883 010 47 (metal) 883 010 48 (rubber)
	101 883 04 1001 - 101 883 04 9999		
	101 883 07 1001 - 101 883 07 9999		
	101 883 13 1001 - 101 883 13 9999		
	101 883 19 1001 - 101 883 19 9999		
	101 883 22 1001 - 101 883 22 9999		
	101 883 25 1001 - 101 883 25 9999		
BM 1300/30	821 836 11 1001 - 821 836 11 9999	7x 4x	836 011 29 (metal) 836 011 30 (rubber)
	821 836 18 1001 - 821 836 18 9999		
	821 836 30 1001 - 821 836 30 9999		
	821 836 32 0001 - 821 836 32 9999		
	821 836 52 1001 - 821 836 52 9999		
	821 836 54 1001 - 821 836 54 9999		
	821 836 57 1001 - 821 836 57 9999		



ROLLER DISCHARGE BELT, KIT.**10% СКИДКА**

MACHINE	SERIAL NUMBER	REQUIRED QUANTITY PER MACHINE	P/N ROLLER DISCHARGE BELT, KIT
BM 1300/35	101 883 02 1001 - 101 883 02 9999	6x (long); 5x (<i>short</i>) 4x	883 010 47 (metal) 883 010 48 (rubber)
	101 883 05 1001 - 101 883 05 9999		
	101 883 08 1001 - 101 883 08 9999		
	101 883 14 1001 - 101 883 14 9999		
	101 883 17 1001 - 101 883 17 9999		
	101 883 20 1001 - 101 883 20 9999		
	101 883 23 1001 - 101 883 23 9999		
BM 2000/60	821 836 16 1001 - 821 836 16 9999	7x	837 018 05 (metal)
	821 836 26 1001 - 821 836 26 9999	3x	837 018 06 (rubber)
	821 836 31 1001 - 821 836 31 9999		
	821 836 58 1001 - 821 836 58 9999	10x	836 012 83
	821 884 12 1001 - 821 884 12 9999	7x 3x	837 018 05 (metal) 837 018 06 (rubber)
BM 2000/75	101 888 00 1001 - 101 888 00 9999	10x	888 011 04
	101 888 03 1001 - 101 888 03 9999		
BM 2200/60	821 836 59 1001 - 821 836 59 9999	10x	836 012 83
BM 2200/75	101 888 01 1001 - 101 888 01 9999	10x	888 011 04
	101 888 04 1001 - 101 888 04 9999		



883 010 49

MACHINE	SERIAL NUMBER	REQUIRED QUANTITY PER MACHINE	P/N IDLE ROLLERS, KIT
BM 500/15	101 882 00 1001 - 101 882 00 9999	4x	883 010 49
	101 882 01 1001 - 101 882 01 9999		
	101 882 02 1001 - 101 882 02 9999		
	101 882 03 1001 - 101 882 03 9999		
	101 882 04 1001 - 101 882 04 9999	2x	
	101 882 05 1001 - 101 882 05 9999	4x	
	101 882 06 1001 - 101 882 06 9999	2x	
	101 882 07 1001 - 101 882 07 9999		
101 882 08 1001 - 101 882 08 9999			
BM 600/15	101 882 10 1001 - 101 882 10 9999	4x	883 010 49
	101 882 11 1001 - 101 882 11 9999		
	101 882 12 1001 - 101 882 12 9999		
	101 882 13 1001 - 101 882 13 9999		
	101 882 14 1001 - 101 882 14 9999	2x	
	101 882 15 1001 - 101 882 15 9999	4x	
	101 882 16 1001 - 101 882 16 9999	2x	
	101 882 17 1001 - 101 882 17 9999		
101 882 18 1001 - 101 882 18 9999			

MACHINE	SERIAL NUMBER	REQUIRED QUANTITY PER MACHINE	P/N IDLE ROLLERS, KIT
BM 1000/30	821 836 10 1001 - 821 836 10 9999	2x Discharge belt 2x Feeder boom belt	836 012 78 836 010 80
	821 836 17 1001 - 821 836 17 9999		
	821 836 34 1001 - 821 836 34 9999		
	821 836 36 1001 - 821 836 36 9999		
	821 836 55 1001 - 821 836 55 9999		
BM 1000/35	101 883 00 1001 - 101 883 00 9999	2x Discharge belt 2x Feeder boom belt	883 010 49
	101 883 03 1001 - 101 883 03 9999		
	101 883 06 1001 - 101 883 06 9999		
BM 1000/35	101 883 12 1001 - 101 883 12 9999	2x Discharge belt 2x Feeder boom belt	883 010 49
	101 883 15 1001 - 101 883 15 9999		
	101 883 18 1001 - 101 883 18 9999		
	101 883 21 1001 - 101 883 21 9999		
	101 883 24 1001 - 101 883 24 9999		
BM 1200/30	821 836 14 1001 - 821 836 14 9999	2x Discharge belt 2x Feeder boom belt	836 012 78 836 010 80
	821 836 19 1001 - 821 836 19 9999		
	821 836 35 1001 - 821 836 35 9999		
	821 836 37 1001 - 821 836 37 9999		
	821 836 53 1001 - 821 836 53 9999		
	821 836 56 1001 - 821 836 56 9999		
BM 1200/35	101 883 01 1001 - 101 883 01 9999	2x Discharge belt 2x Feeder boom belt	883 010 49
	101 883 04 1001 - 101 883 04 9999		
	101 883 07 1001 - 101 883 07 9999		
	101 883 13 1001 - 101 883 13 9999		
	101 883 19 1001 - 101 883 19 9999		
	101 883 22 1001 - 101 883 22 9999		
	101 883 25 1001 - 101 883 25 9999		
BM 1300/30	821 836 11 1001 - 821 836 11 9999	2x Discharge belt 2x Feeder boom belt	836 012 78 836 010 80
	821 836 18 1001 - 821 836 18 9999		
	821 836 30 1001 - 821 836 30 9999		
	821 836 32 0001 - 821 836 32 9999		
	821 836 52 1001 - 821 836 52 9999		
	821 836 54 1001 - 821 836 54 9999		
	821 836 57 1001 - 821 836 57 9999		

MACHINE	SERIAL NUMBER	REQUIRED QUANTITY PER MACHINE	P/N IDLE ROLLERS, KIT
BM 1300/35	101 883 02 1001 - 101 883 02 9999	2x Discharge belt 2x Feeder boom belt	883 010 49
	101 883 05 1001 - 101 883 05 9999		
	101 883 08 1001 - 101 883 08 9999		
	101 883 14 1001 - 101 883 14 9999		
	101 883 17 1001 - 101 883 17 9999		
	101 883 20 1001 - 101 883 20 9999		
	101 883 23 1001 - 101 883 23 9999		
BM 2000/60	821 836 16 1001 - 821 836 16 9999	2x Discharge belt 4x Feeder boom belt	836 012 78 836 010 80
	821 836 26 1001 - 821 836 26 9999		
	821 836 31 1001 - 821 836 31 9999		
	821 836 58 1001 - 821 836 58 9999		
	821 884 12 1001 - 821 884 12 9999		
BM 2000/75	101 888 00 1001 - 101 888 00 9999	2x Discharge belt	883 010 49
	101 888 03 1001 - 101 888 03 9999	2x Feeder boom belt	
BM 2200/60	821 836 59 1001 - 821 836 59 9999	2x Discharge belt	836 012 78
		4x Feeder boom belt	836 010 80
BM 2200/75	101 888 01 1001 - 101 888 01 9999	2x Discharge belt	883 010 49
	101 888 04 1001 - 101 888 04 9999	2x Feeder boom belt	



ОРИГИНАЛЬНЫЕ ЗАПЧАСТИ И НАБОРЫ ЗАПЧАСТЕЙ ДЛЯ

ДОРОЖНЫХ ФРЕЗ ВОМАГ

BELT ROLLERS, KIT.

10 % СКИДКА

10%
СКИДКА



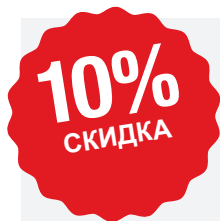
882 010 35 & 836 011 32

MACHINE	SERIAL NUMBER	REQUIRED QUANTITY PER MACHINE	P/N BELT ROLLERS. KIT
BM 500/15	101 882 00 1001 - 101 882 00 9999	3x	882 010 35
	101 882 01 1001 - 101 882 01 9999		
	101 882 02 1001 - 101 882 02 9999		
	101 882 03 1001 - 101 882 03 9999		
	101 882 04 1001 - 101 882 04 9999		
	101 882 05 1001 - 101 882 05 9999		
	101 882 06 1001 - 101 882 06 9999		
	101 882 07 1001 - 101 882 07 9999		
	101 882 08 1001 - 101 882 08 9999		
BM 600/15	101 882 10 1001 - 101 882 10 9999	3x	882 010 35
	101 882 11 1001 - 101 882 11 9999		
	101 882 12 1001 - 101 882 12 9999		
	101 882 13 1001 - 101 882 13 9999		
	101 882 14 1001 - 101 882 14 9999		
	101 882 15 1001 - 101 882 15 9999		
	101 882 16 1001 - 101 882 16 9999		
	101 882 17 1001 - 101 882 17 9999		
	101 882 18 1001 - 101 882 18 9999		

MACHINE	SERIAL NUMBER	REQUIRED QUANTITY PER MACHINE	P/N BELT ROLLERS. KIT
BM 1000/30	821 836 10 1001 - 821 836 10 9999	2x Discharge belt 6x Feeder boom belt	836 011 32
	821 836 17 1001 - 821 836 17 9999		
	821 836 34 1001 - 821 836 34 9999		
	821 836 36 1001 - 821 836 36 9999		
	821 836 55 1001 - 821 836 55 9999		
BM 1000/35	101 883 00 1001 - 101 883 00 9999	Discharge belt 6x (<i>long</i>) ; 5x (<i>short</i>) 3x Feeder boom belt	883 010 51
	101 883 03 1001 - 101 883 03 9999		
	101 883 06 1001 - 101 883 06 9999		
BM 1000/35	101 883 12 1001 - 101 883 12 9999	Discharge belt 6x (<i>long</i>) ; 5x (<i>short</i>) 3x Feeder boom belt	883 010 51
	101 883 15 1001 - 101 883 15 9999		
	101 883 18 1001 - 101 883 18 9999		
	101 883 21 1001 - 101 883 21 9999		
	101 883 24 1001 - 101 883 24 9999		
BM 1200/30	821 836 14 1001 - 821 836 14 9999	2x Discharge belt 6x Feeder boom belt	836 011 32
	821 836 19 1001 - 821 836 19 9999		
	821 836 35 1001 - 821 836 35 9999		
	821 836 37 1001 - 821 836 37 9999		
	821 836 53 1001 - 821 836 53 9999		
	821 836 56 1001 - 821 836 56 9999		
BM 1200/35	101 883 01 1001 - 101 883 01 9999	Discharge belt 6x (<i>long</i>) ; 5x (<i>short</i>) 3x Feeder boom belt	883 010 51
	101 883 04 1001 - 101 883 04 9999		
	101 883 07 1001 - 101 883 07 9999		
	101 883 13 1001 - 101 883 13 9999		
	101 883 19 1001 - 101 883 19 9999		
	101 883 22 1001 - 101 883 22 9999		
	101 883 25 1001 - 101 883 25 9999		
BM 1300/30	821 836 11 1001 - 821 836 11 9999	2x Discharge belt 6x Feeder boom belt	836 011 32
	821 836 18 1001 - 821 836 18 9999		
	821 836 30 1001 - 821 836 30 9999		
	821 836 32 0001 - 821 836 32 9999		
	821 836 52 1001 - 821 836 52 9999		
	821 836 54 1001 - 821 836 54 9999		
	821 836 57 1001 - 821 836 57 9999		



MACHINE	SERIAL NUMBER	REQUIRED QUANTITY PER MACHINE	P/N BELT ROLLERS. KIT
BM 1300/35	101 883 02 1001 - 101 883 02 9999	Discharge belt 6x (<i>long</i>) ; 5x (<i>short</i>) 3x Feeder boom belt	883 010 51
	101 883 05 1001 - 101 883 05 9999		
	101 883 08 1001 - 101 883 08 9999		
	101 883 14 1001 - 101 883 14 9999		
	101 883 17 1001 - 101 883 17 9999		
	101 883 20 1001 - 101 883 20 9999		
	101 883 23 1001 - 101 883 23 9999		
BM 2000/60	821 836 16 1001 - 821 836 16 9999	5x Discharge belt 2x Feeder boom belt	836 010 85
	821 836 26 1001 - 821 836 26 9999		
	821 836 31 1001 - 821 836 31 9999		
	821 836 58 1001 - 821 836 58 9999		
	821 884 12 1001 - 821 884 12 9999		
BM 2000/75	101 888 00 1001 - 101 888 00 9999	5x Discharge belt	888 011 05
	101 888 03 1001 - 101 888 03 9999	2x Feeder boom belt	
BM 2200/60	821 836 59 1001 - 821 836 59 9999	5x Discharge belt 2x Feeder boom belt	836 010 85
BM 2200/75	101 888 01 1001 - 101 888 01 9999	5x Discharge belt	888 011 05
	101 888 04 1001 - 101 888 04 9999	2x Feeder boom belt	



882 010 37 - Drive roller, Kit BMx00/15

MACHINE	SERIAL NUMBER	P/N DRIVE ROLLERS, KIT
BM 500/15	101 882 00 1001 - 101 882 00 9999	882 010 37*
	101 882 01 1001 - 101 882 01 9999	
	101 882 02 1001 - 101 882 02 9999	
	101 882 03 1001 - 101 882 03 9999	
	101 882 04 1001 - 101 882 04 9999	882 011 14*
	101 882 05 1001 - 101 882 05 9999	
	101 882 06 1001 - 101 882 06 9999	
	101 882 07 1001 - 101 882 07 9999	
101 882 08 1001 - 101 882 08 9999	882 010 37*	
101 882 10 1001 - 101 882 10 9999		
101 882 11 1001 - 101 882 11 9999		
101 882 12 1001 - 101 882 12 9999		
101 882 13 1001 - 101 882 13 9999		
101 882 14 1001 - 101 882 14 9999		
101 882 15 1001 - 101 882 15 9999		
101 882 16 1001 - 101 882 16 9999		
101 882 17 1001 - 101 882 17 9999	882 011 14*	
101 882 18 1001 - 101 882 18 9999		

*Discharge belt



MACHINE	SERIAL NUMBER	P/N DRIVE ROLLERS, KIT
BM 1000/30	821 836 10 1001 - 821 836 10 9999	837 018 08* 837 018 08**
	821 836 17 1001 - 821 836 17 9999	
	821 836 34 1001 - 821 836 34 9999	
	821 836 36 1001 - 821 836 36 9999	
	821 836 55 1001 - 821 836 55 9999	
BM 1000/35	101 883 00 1001 - 101 883 00 9999	883 010 52* 883 01053**
	101 883 03 1001 - 101 883 03 9999	
	101 883 06 1001 - 101 883 06 9999	
	101 883 12 1001 - 101 883 12 9999	
	101 883 15 1001 - 101 883 15 9999	
	101 883 18 1001 - 101 883 18 9999	
BM 1000/35	101 883 21 1001 - 101 883 21 9999	883 010 52*
	101 883 24 1001 - 101 883 24 9999	883 010 53**
BM 1200/30	821 836 14 1001 - 821 836 14 9999	837 018 08* 837 018 08**
	821 836 19 1001 - 821 836 19 9999	
	821 836 35 1001 - 821 836 35 9999	
	821 836 37 1001 - 821 836 37 9999	
	821 836 53 1001 - 821 836 53 9999	
	821 836 56 1001 - 821 836 56 9999	
BM 1200/35	101 883 01 1001 - 101 883 01 9999	883 010 52* 883 010 53**
	101 883 04 1001 - 101 883 04 9999	
	101 883 07 1001 - 101 883 07 9999	
	101 883 13 1001 - 101 883 13 9999	
	101 883 19 1001 - 101 883 19 9999	
	101 883 22 1001 - 101 883 22 9999	
	101 883 25 1001 - 101 883 25 9999	
BM 1300/30	821 836 11 1001 - 821 836 11 9999	837 018 08*
	821 836 18 1001 - 821 836 18 9999	
	821 836 30 1001 - 821 836 30 9999	
	821 836 32 0001 - 821 836 32 9999	
	821 836 52 1001 - 821 836 52 9999	
	821 836 54 1001 - 821 836 54 9999	
	821 836 57 1001 - 821 836 57 9999	

BOMAG KITS AND GENUINE PARTS FOR COLD PLANERS.

DRIVE ROLLERS, KIT.

10% СКИДКА

MACHINE	SERIAL NUMBER	P/N DRIVE ROLLERS, KIT
BM 1300/35	101 883 02 1001 - 101 883 02 9999	883 010 52* 883 010 53**
	101 883 05 1001 - 101 883 05 9999	
	101 883 08 1001 - 101 883 08 9999	
	101 883 14 1001 - 101 883 14 9999	
	101 883 17 1001 - 101 883 17 9999	
	101 883 20 1001 - 101 883 20 9999	
	101 883 23 1001 - 101 883 23 9999	
101 883 26 1001 - 101 883 26 9999		
BM 2000/60	821 836 16 1001 - 821 836 16 9999	836 010 86*
	821 836 26 1001 - 821 836 26 9999	836 010 86**
	821 836 31 1001 - 821 836 31 9999	
	821 836 58 1001 - 821 836 58 9999	
	821 884 12 1001 - 821 884 12 9999	
BM 2000/75	101 888 00 1001 - 101 888 00 9999	888 011 07*
	101 888 03 1001 - 101 888 03 9999	888 011 08**
BM 2200/60	821 836 59 1001 - 821 836 59 9999	836 010 86*
BM 2200/75	101 888 01 1001 - 101 888 01 9999	888 011 07*
	101 888 04 1001 - 101 888 04 9999	888 011 08**



10%
СКИДКА

836 010 86 - Drive roller, Kit BM2x00/60

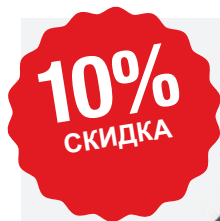
MACHINE	SERIAL NUMBER	P/N RETURN ROLLERS, KIT
BM 500/15	101 882 00 1001 - 101 882 00 9999	882 010 38*
	101 882 01 1001 - 101 882 01 9999	
	101 882 02 1001 - 101 882 02 9999	
	101 882 03 1001 - 101 882 03 9999	
	101 882 04 1001 - 101 882 04 9999	882 011 15*
	101 882 05 1001 - 101 882 05 9999	882 010 38*
	101 882 06 1001 - 101 882 06 9999	882 011 15*
	101 882 07 1001 - 101 882 07 9999	882 011 15*
BM 600/15	101 882 08 1001 - 101 882 08 9999	882 010 38*
	101 882 10 1001 - 101 882 10 9999	
	101 882 11 1001 - 101 882 11 9999	
	101 882 12 1001 - 101 882 12 9999	
	101 882 13 1001 - 101 882 13 9999	882 011 15*
	101 882 14 1001 - 101 882 14 9999	882 010 38*
	101 882 15 1001 - 101 882 15 9999	882 011 15*
	101 882 16 1001 - 101 882 16 9999	882 011 15*
101 882 17 1001 - 101 882 17 9999	882 010 38*	
101 882 18 1001 - 101 882 18 9999	882 011 15*	

MACHINE	SERIAL NUMBER	P/N RETURN ROLLERS, KIT
BM 1000/30	821 836 10 1001 - 821 836 10 9999	836 011 34* 836 012 79**
	821 836 17 1001 - 821 836 17 9999	
	821 836 34 1001 - 821 836 34 9999	
	821 836 36 1001 - 821 836 36 9999	
	821 836 55 1001 - 821 836 55 9999	
BM 1000/35	101 883 00 1001 - 101 883 00 9999	883 010 54* 883 010 55**
	101 883 03 1001 - 101 883 03 9999	
	101 883 06 1001 - 101 883 06 9999	
	101 883 12 1001 - 101 883 12 9999	
	101 883 15 1001 - 101 883 15 9999	
	101 883 18 1001 - 101 883 18 9999	
BM 1000/35	101 883 21 1001 - 101 883 21 9999	883 010 54* 883 010 55**
	101 883 24 1001 - 101 883 24 9999	
BM 1200/30	821 836 14 1001 - 821 836 14 9999	836 011 34* 836 012 79**
	821 836 19 1001 - 821 836 19 9999	
	821 836 35 1001 - 821 836 35 9999	
	821 836 37 1001 - 821 836 37 9999	
	821 836 53 1001 - 821 836 53 9999	
	821 836 56 1001 - 821 836 56 9999	
BM 1200/35	101 883 01 1001 - 101 883 01 9999	883 010 54* 883 010 55**
	101 883 04 1001 - 101 883 04 9999	
	101 883 07 1001 - 101 883 07 9999	
	101 883 13 1001 - 101 883 13 9999	
	101 883 19 1001 - 101 883 19 9999	
	101 883 22 1001 - 101 883 22 9999	
	101 883 25 1001 - 101 883 25 9999	
BM 1300/30	821 836 11 1001 - 821 836 11 9999	836 011 34* 836 012 79**
	821 836 18 1001 - 821 836 18 9999	
	821 836 30 1001 - 821 836 30 9999	
	821 836 32 0001 - 821 836 32 9999	
	821 836 52 1001 - 821 836 52 9999	
	821 836 54 1001 - 821 836 54 9999	
	821 836 57 1001 - 821 836 57 9999	



RETURN ROLLERS, KIT.**10% СКИДКА**

MACHINE	SERIAL NUMBER	P/N RETURN ROLLERS, KIT
BM 1300/35	101 883 02 1001 - 101 883 02 9999	883 010 54* 883 010 55**
	101 883 05 1001 - 101 883 05 9999	
	101 883 08 1001 - 101 883 08 9999	
	101 883 14 1001 - 101 883 14 9999	
	101 883 17 1001 - 101 883 17 9999	
	101 883 20 1001 - 101 883 20 9999	
	101 883 23 1001 - 101 883 23 9999	
BM 2000/60	101 883 26 1001 - 101 883 26 9999	836 012 80* 836 010 87**
	821 836 16 1001 - 821 836 16 9999	
	821 836 26 1001 - 821 836 26 9999	
	821 836 31 1001 - 821 836 31 9999	
	821 836 58 1001 - 821 836 58 9999	
BM 2000/75	821 884 12 1001 - 821 884 12 9999	836 012 82* 836 010 87**
	101 888 00 1001 - 101 888 00 9999	888 011 09*
BM 2200/60	101 888 03 1001 - 101 888 03 9999	888 011 10**
	821 836 59 1001 - 821 836 59 9999	836 012 82*
BM 2200/75	101 888 01 1001 - 101 888 01 9999	888 011 09*
	101 888 04 1001 - 101 888 04 9999	888 011 10**



882 010 39 - Sealing rubber discharge belt, Kit BMx00/15

MACHINE	SERIAL NUMBER	P/N SEALING RUBBER, DISCHARGE BELT, KIT
BM 500/15	101 882 00 1001 - 101 882 00 9999	882 010 39 (long) 882 011 17 (short)
	101 882 01 1001 - 101 882 01 9999	
	101 882 02 1001 - 101 882 02 9999	
	101 882 03 1001 - 101 882 03 9999	
	101 882 04 1001 - 101 882 04 9999	
	101 882 05 1001 - 101 882 05 9999	882 011 18 (long / foldable)
	101 882 06 1001 - 101 882 06 9999	882 010 39 (long) 882 011 17 (short)
	101 882 07 1001 - 101 882 07 9999	882 011 18 (long / foldable)
	101 882 08 1001 - 101 882 08 9999	
BM 600/15	101 882 10 1001 - 101 882 10 9999	882 010 39 (long) 882 011 17 (short)
	101 882 11 1001 - 101 882 11 9999	
	101 882 12 1001 - 101 882 12 9999	
	101 882 13 1001 - 101 882 13 9999	
	101 882 14 1001 - 101 882 14 9999	882 011 18 (long / foldable)
	101 882 15 1001 - 101 882 15 9999	
	101 882 16 1001 - 101 882 16 9999	882 010 39 (long) 882 011 17 (short)
	101 882 17 1001 - 101 882 17 9999	882 011 18 (long / foldable)
	101 882 18 1001 - 101 882 18 9999	



SEALING RUBBER, DISCHARGE BELT, KIT.

MACHINE	SERIAL NUMBER	P/N SEALING RUBBER, DISCHARGE BELT, KIT
BM 1000/30	821 836 10 1001 - 821 836 10 9999	836 011 35
	821 836 17 1001 - 821 836 17 9999	
	821 836 34 1001 - 821 836 34 9999	
	821 836 36 1001 - 821 836 36 9999	
	821 836 55 1001 - 821 836 55 9999	
BM 1000/35	101 883 00 1001 - 101 883 00 9999	883 011 52 (long)* 883 011 53 (short)
	101 883 03 1001 - 101 883 03 9999	
	101 883 06 1001 - 101 883 06 9999	
BM 1000/35	101 883 12 1001 - 101 883 12 9999	883 011 52 (long)* 883 011 53 (short)
	101 883 15 1001 - 101 883 15 9999	
	101 883 18 1001 - 101 883 18 9999	
	101 883 21 1001 - 101 883 21 9999	
	101 883 24 1001 - 101 883 24 9999	
BM 1200/30	821 836 14 1001 - 821 836 14 9999	836 011 35
	821 836 19 1001 - 821 836 19 9999	
	821 836 35 1001 - 821 836 35 9999	
	821 836 37 1001 - 821 836 37 9999	
	821 836 53 1001 - 821 836 53 9999	
	821 836 56 1001 - 821 836 56 9999	
BM 1200/35	101 883 01 1001 - 101 883 01 9999	883 011 52 (long)* 883 011 53 (short)
	101 883 04 1001 - 101 883 04 9999	
	101 883 07 1001 - 101 883 07 9999	
	101 883 13 1001 - 101 883 13 9999	
	101 883 19 1001 - 101 883 19 9999	
	101 883 22 1001 - 101 883 22 9999	
	101 883 25 1001 - 101 883 25 9999	
BM 1300/30	821 836 11 1001 - 821 836 11 9999	836 011 35
	821 836 18 1001 - 821 836 18 9999	
	821 836 30 1001 - 821 836 30 9999	
	821 836 32 0001 - 821 836 32 9999	
	821 836 52 1001 - 821 836 52 9999	
	821 836 54 1001 - 821 836 54 9999	
	821 836 57 1001 - 821 836 57 9999	

SEALING RUBBER, DISCHARGE BELT, KIT.

MACHINE	SERIAL NUMBER	P/N SEALING RUBBER, DISCHARGE BELT, KIT
BM 1300/35	101 883 02 1001 - 101 883 02 9999	883 011 52 (long)* 883 011 53 (short)
	101 883 05 1001 - 101 883 05 9999	
	101 883 08 1001 - 101 883 08 9999	
	101 883 14 1001 - 101 883 14 9999	
	101 883 17 1001 - 101 883 17 9999	
	101 883 20 1001 - 101 883 20 9999	
	101 883 23 1001 - 101 883 23 9999	
BM 2000/60	821 836 16 1001 - 821 836 16 9999	836 010 88
	821 836 26 1001 - 821 836 26 9999	836 010 88
	821 836 31 1001 - 821 836 31 9999	836 010 88
	821 836 58 1001 - 821 836 58 9999	836 012 87
	821 884 12 1001 - 821 884 12 9999	
BM 2000/75	101 888 00 1001 - 101 888 00 9999	888 011 18
	101 888 03 1001 - 101 888 03 9999	888 011 18
BM 2200/60	821 836 59 1001 - 821 836 59 9999	836 012 87
BM 2200/75	101 888 01 1001 - 101 888 01 9999	888 011 18
	101 888 04 1001 - 101 888 04 9999	888 011 18

* For all machines produced after 08/2017. For all models older than that, just ask us!

** For all machines produced after 05/2018. For all models older than that, just ask us!



SEALING RUBBER, FEEDER BOOM BELT, KIT.

10%
СКИДКА



836 011 35 - Sealing rubber discharge belt, Kit BM1x00/35

MACHINE	SERIAL NUMBER	P/N SEALING RUBBER, FEEDER BOOM BELT, KIT
BM 1000/30	821 836 10 1001 - 821 836 10 9999	836 011 36
	821 836 17 1001 - 821 836 17 9999	
	821 836 34 1001 - 821 836 34 9999	
	821 836 36 1001 - 821 836 36 9999	
	821 836 55 1001 - 821 836 55 9999	
BM 1000/35	101 883 00 1001 - 101 883 00 9999	883 011 50**
	101 883 03 1001 - 101 883 03 9999	
	101 883 06 1001 - 101 883 06 9999	
BM 1000/35	101 883 12 1001 - 101 883 12 9999	883 011 50**
	101 883 15 1001 - 101 883 15 9999	
	101 883 18 1001 - 101 883 18 9999	
	101 883 21 1001 - 101 883 21 9999	
	101 883 24 1001 - 101 883 24 9999	
BM 1200/30	821 836 14 1001 - 821 836 14 9999	836 011 36
	821 836 19 1001 - 821 836 19 9999	
	821 836 35 1001 - 821 836 35 9999	
	821 836 37 1001 - 821 836 37 9999	
	821 836 53 1001 - 821 836 53 9999	
	821 836 56 1001 - 821 836 56 9999	

MACHINE	SERIAL NUMBER	P/N SEALING RUBBER, FEEDER BOOM BELT, KIT
BM 1200/35	101 883 01 1001 - 101 883 01 9999	883 011 50**
	101 883 04 1001 - 101 883 04 9999	
	101 883 07 1001 - 101 883 07 9999	
	101 883 13 1001 - 101 883 13 9999	
	101 883 19 1001 - 101 883 19 9999	
	101 883 22 1001 - 101 883 22 9999	
BM 1300/30	821 836 11 1001 - 821 836 11 9999	836 011 36
	821 836 18 1001 - 821 836 18 9999	
	821 836 30 1001 - 821 836 30 9999	
	821 836 32 0001 - 821 836 32 9999	
	821 836 52 1001 - 821 836 52 9999	
	821 836 54 1001 - 821 836 54 9999	
BM 1300/35	821 836 57 1001 - 821 836 57 9999	883 011 50**
	101 883 02 1001 - 101 883 02 9999	
	101 883 05 1001 - 101 883 05 9999	
	101 883 08 1001 - 101 883 08 9999	
	101 883 14 1001 - 101 883 14 9999	
	101 883 17 1001 - 101 883 17 9999	
	101 883 20 1001 - 101 883 20 9999	
	101 883 23 1001 - 101 883 23 9999	
BM 2000/60	101 883 26 1001 - 101 883 26 9999	836 010 89
	821 836 16 1001 - 821 836 16 9999	
	821 836 26 1001 - 821 836 26 9999	
	821 836 31 1001 - 821 836 31 9999	
	821 836 58 1001 - 821 836 58 9999	
BM 2000/75	821 884 12 1001 - 821 884 12 9999	836 012 86
	101 888 00 1001 - 101 888 00 9999	888 011 17
BM 2200/60	101 888 03 1001 - 101 888 03 9999	888 011 17
	821 836 59 1001 - 821 836 59 9999	836 012 86
BM 2200/75	101 888 01 1001 - 101 888 01 9999	888 011 17
	101 888 04 1001 - 101 888 04 9999	888 011 17

* For all machines produced after 08/2017. For all models older than that, just ask us!

** For all machines produced after 05/2018. For all models older than that, just ask us!



Head Office:

BOMAG

Hellerwald

56154 Boppard

GERMANY

Tel. +49 6742 100-0

Fax +49 6742 3090

info@bomag.com

BOMAG France S.A.S.

2, Avenue du Général de Gaulle

91170 Viry-Châtillon

FRANCE

Tel. +33 1 69578600

Fax +33 1 69962660

france@bomag.com

BOMAG (GREAT BRITAIN), LTD.

Sheldon Way

Larkfield, Aylesford

Kent ME20 6SE

GREAT BRITAIN

Tel. +44 1622 716611

Fax +44 1622 710233

gb@bomag.com

FAYAT BOMAG Polska Sp. z o.o.

Ul. Szyszkowa 52

02-285 Warszawa

POLAND

Tel. +48 22 482 04 00

Fax +48 22 482 04 01

poland@bomag.com

**BOMAG Maschinen-
handels-gesellschaft m.b.H.**

Klausenweg 654

2534 Alland

AUSTRIA

Tel. +43 2258 20202

Fax +43 2258 20202-20

austria@bomag.com

BOMAG Italia Srl.

Via Roma 50

48011 Alfonsine

ITALY

Tel. +39 0544 864235

Fax +39 0544 864367

italy@bomag.com

FAYAT BOMAG RUS OOO

141400, RF, Moscow region

Khimki, Klayazma block, h. 1-g

RUSSIA

Tel. +7 (495) 287 92 90

Fax +7 (495) 287 92 91

russia@bomag.com

**ОФИЦИАЛЬНЫЙ ПРЕДСТАВИТЕЛЬ ЗАВОДА БОМАГ В
РЕСПУБЛИКЕ БЕЛАРУСЬ:**

ООО "БЕЛИНВЕСТТЕХСТРОЙ"

МИНСК, УЛ. МЕЛЕЖА, Д.1

+375 29 670 74 16

+375 29 198 84 14

WEB: WWW.BOMAG.BY

INFO@BOMAG.BY